

# PERFORMANCE REPORT APRIL 2023- DECEMBER, 2023

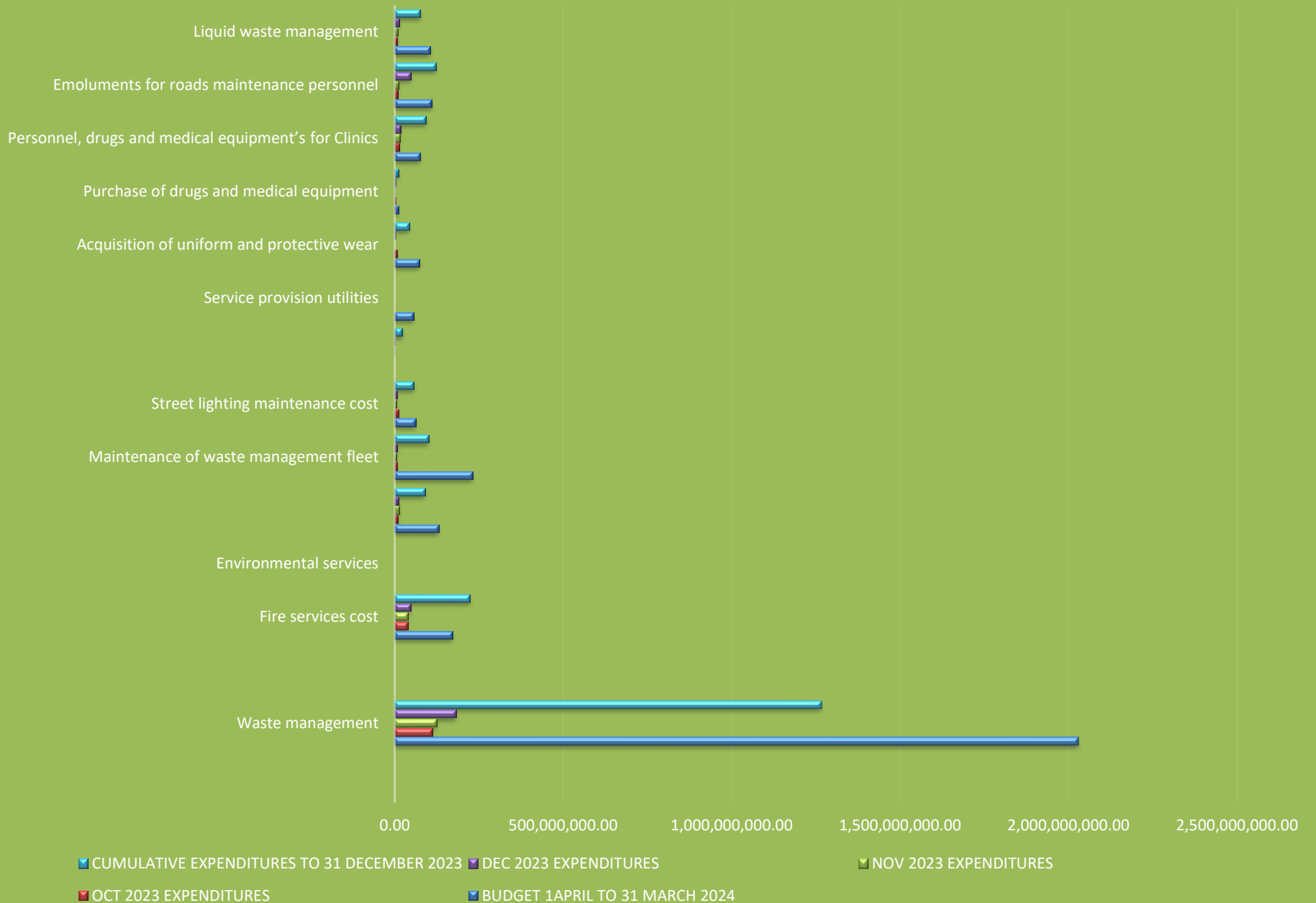


BLANTYRE CITY COUNCIL

## 1. PUBLIC SERVICE EXPENDITURE REPORT

DESCRIPTION	BUDGET 1APRIL TO 31 MARCH 2024	OCT 2023 EXPENDITURES	NOV 2023 EXPENDITURES	DEC 2023 EXPENDITURES	CUMULATIVE EXPENDITURES TO 31 DECEMBER 2023
Waste management	2,029,419,176.90	111,733,981.27	123,067,136.92	181,394,531.14	1,266,931,582.56
Fire services cost	170,681,630.21	38,400,825.62	39,002,485.64	46,968,835.69	223,319,595.16
Environmental services	129,875,275.00	10,011,486.07	12,881,891.76	11,481,591.76	90,230,973.73
Maintenance of waste management fleet	231,301,638.56	6,173,131.45	4,931,830.00	7,666,182.64	100,706,902.74
Street lighting maintenance cost	61,911,969.48	11,654,005.51	5,181,737.74	6,185,737.74	56,420,174.72
Service provision utilities	55,701,224.29	h969,500.00	445,348.03	1,140,000.00	22,770,602.79
Acquisition of uniform and protective wear	72,615,705.00	6,991,250.00	-	1,319,363.67	43,037,856.17
Purchase of drugs and medical equipment	10,739,190.00	1,461,200.00	879,575.78	2,239,162.49	11,371,568.27
Personnel, drugs and medical equipment's for Clinics	75,826,403.25	12,424,494.11	14,927,574.99	17,349,149.67	92,881,346.69
Emoluments for roads maintenance personnel	109,944,867.89	9,331,837.70	11,566,099.78	48,050,474.93	121,441,276.53
Liquid waste management	105,493,164.66	8,123,854.33	8,631,919.95	12,947,879.93	76,428,269.67
<b>TOTAL</b>	<b>3,053,510,245.25</b>	<b>217,275,566.06</b>	<b>221,515,600.59</b>	<b>336,742,909.65</b>	<b>2,105,540,149.02</b>

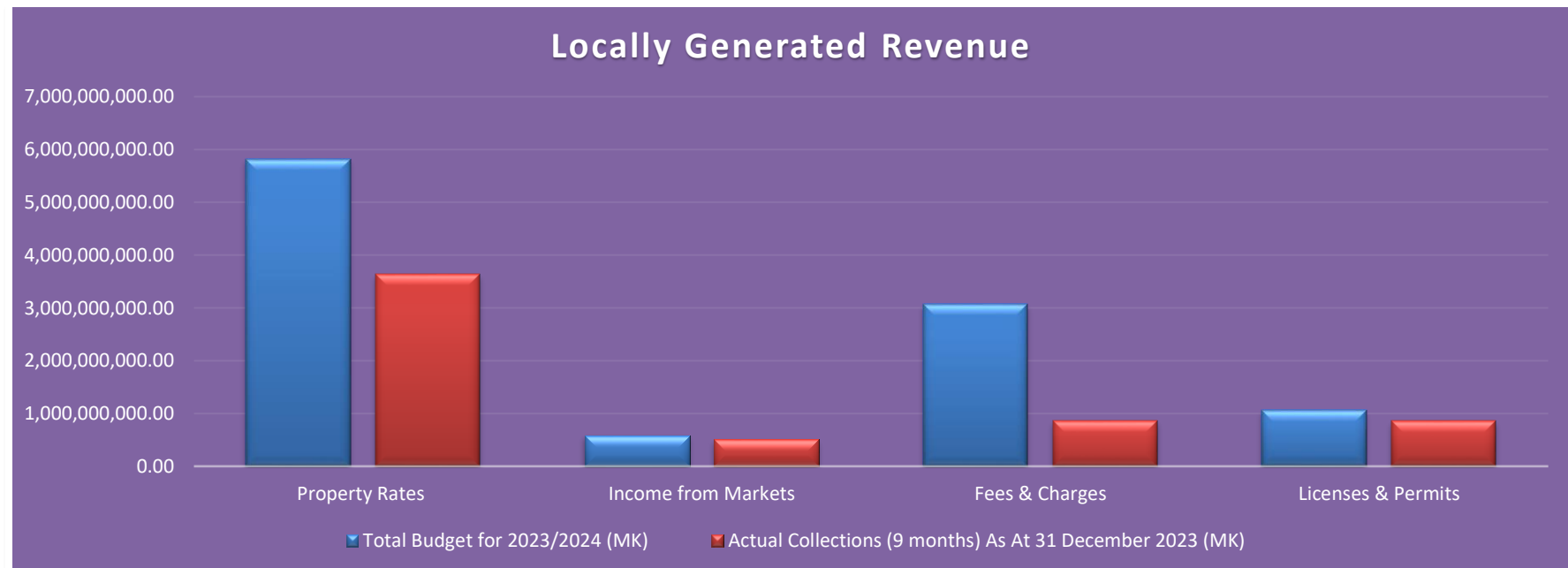
# Public Service Expenditure Report



## 2. REVENUES

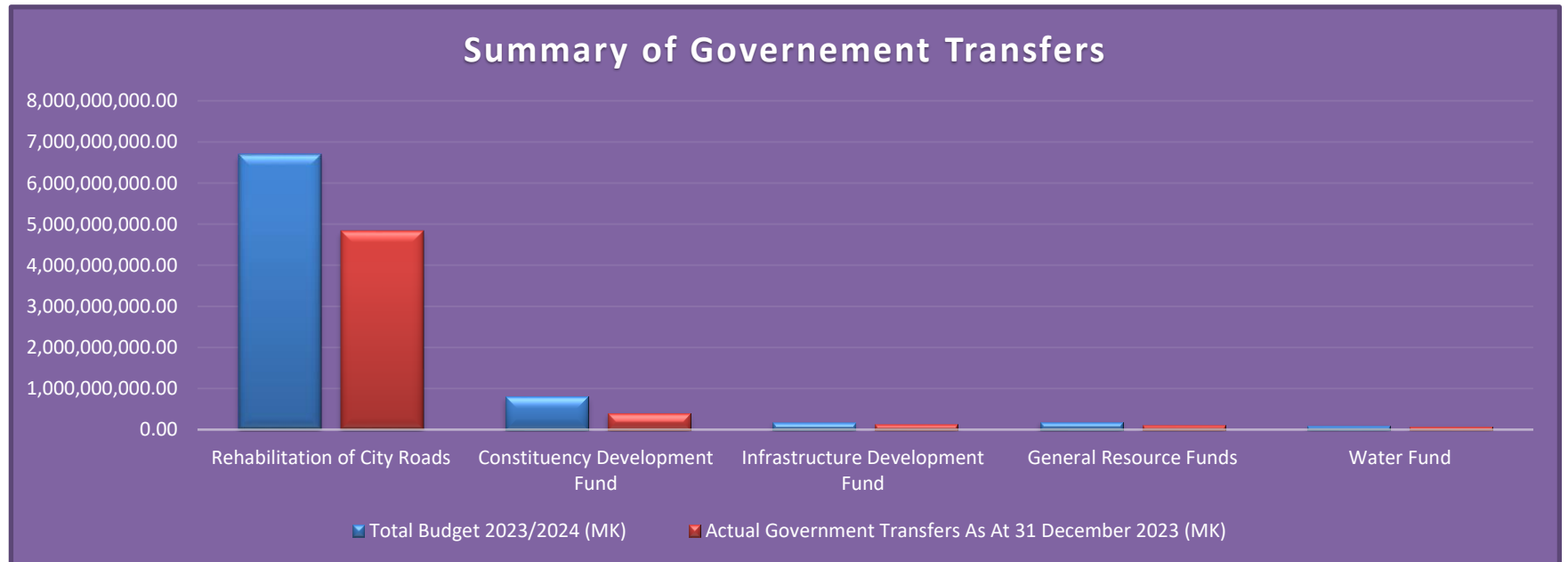
### a) LOCALLY GENERATED REVENUE

CATEGORY	TOTAL BUDGET FOR 2023/2024 (MK)	ACTUAL COLLECTIONS (9 MONTHS) AS AT 31 DECEMBER 2023 (MK)
Property Rates	5,820,541,484.00	3,632,464,593.73
Income from Markets	585,331,690.00	507,724,480.00
Fees & Charges	3,066,729,184.00	865,637,852.89
Licenses & Permits	1,057,780,000.00	859,632,377.18
<b>Total</b>	<b>10,595,382,358.00</b>	<b>5,865,459,303.80</b>



**b) SUMMARY OF GOVERNMENT TRANSFERS**

<b>CATEGORY</b>	<b>TOTAL BUDGET 2023/2024 (MK)</b>	<b>ACTUAL GOVERNMENT TRANSFERS AS AT 31 DECEMBER 2023 (MK)</b>
<b>Rehabilitation of City Roads</b>	<b>6,692,198,428.30</b>	<b>4,829,778,055.00</b>
<b>Constituency Development Fund</b>	<b>800,000,000.00</b>	<b>400,000,000.00</b>
<b>Infrastructure Development Fund</b>	<b>171,234,388.00</b>	<b>128,425,791.16</b>
<b>General Resource Funds</b>	<b>183,334,582.00</b>	<b>106,945,173.17</b>
<b>Water Fund</b>	<b>96,000,000.00</b>	<b>72,000,000.00</b>
<b>Total</b>	<b>7,291,234,388.00</b>	<b>4,958,203,846.16</b>

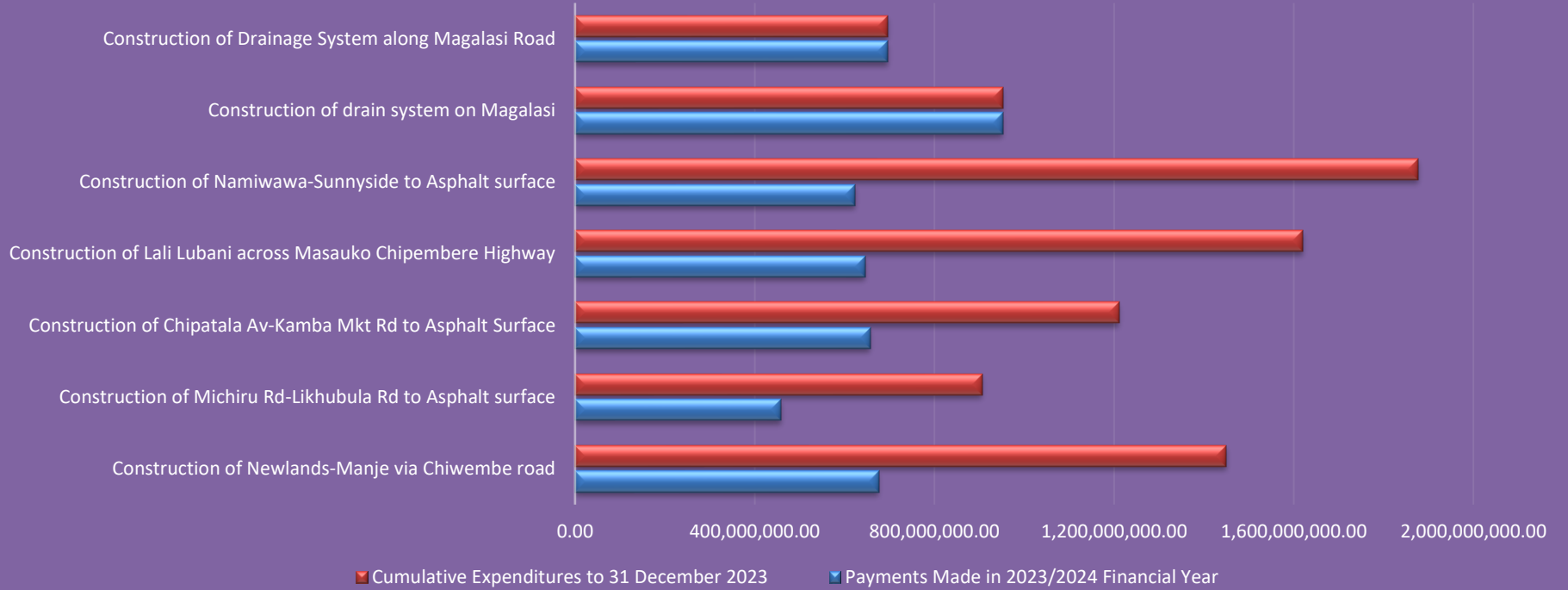


### 3. EXPENDITURE (FINANCIAL YEAR 2023 / 2024)

#### a) REHABILITATION OF CITY ROADS

DESCRIPTION	BUDGET TO COMPLETION OF PROJECTS	PAYMENTS MADE IN 2023/2024 FINANCIAL YEAR	CUMULATIVE EXPENDITURES TO 31 DECEMBER 2023
Construction of Newlands-Manje via Chiwembe road	1,635,220,587.63	675,733,527.53	1,450,035,193.34
Construction of Michiru Rd-Likhubula Rd to Asphalt surface	1,375,922,853.90	458,926,235.59	905,738,415.85
Construction of Chipatala Av-Kamba Mkt Rd to Asphalt Surface	1,376,390,795.98	656,950,372.35	1,211,571,484.59
Construction of Lali Lubani across Masauko Chipembere Highway	1,870,540,613.69	645,875,671.10	1,620,731,863.25
Construction of Namiwawa-Sunnyside to Asphalt surface	1,862,160,202.88	623,854,619.15	1,877,495,770.25
Construction of drain system on Magalasi	1,415,757,289.10	952,071,651.10	952,071,650.58
Construction of Drainage System along Magalasi Road	1,000,000,000.00	696,593,947.72	696,593,947.72
	<b>10,535,992,343.18</b>	<b>4,710,006,024.54</b>	<b>8,714,238,325.58</b>

## Rehabilitation of City Roads

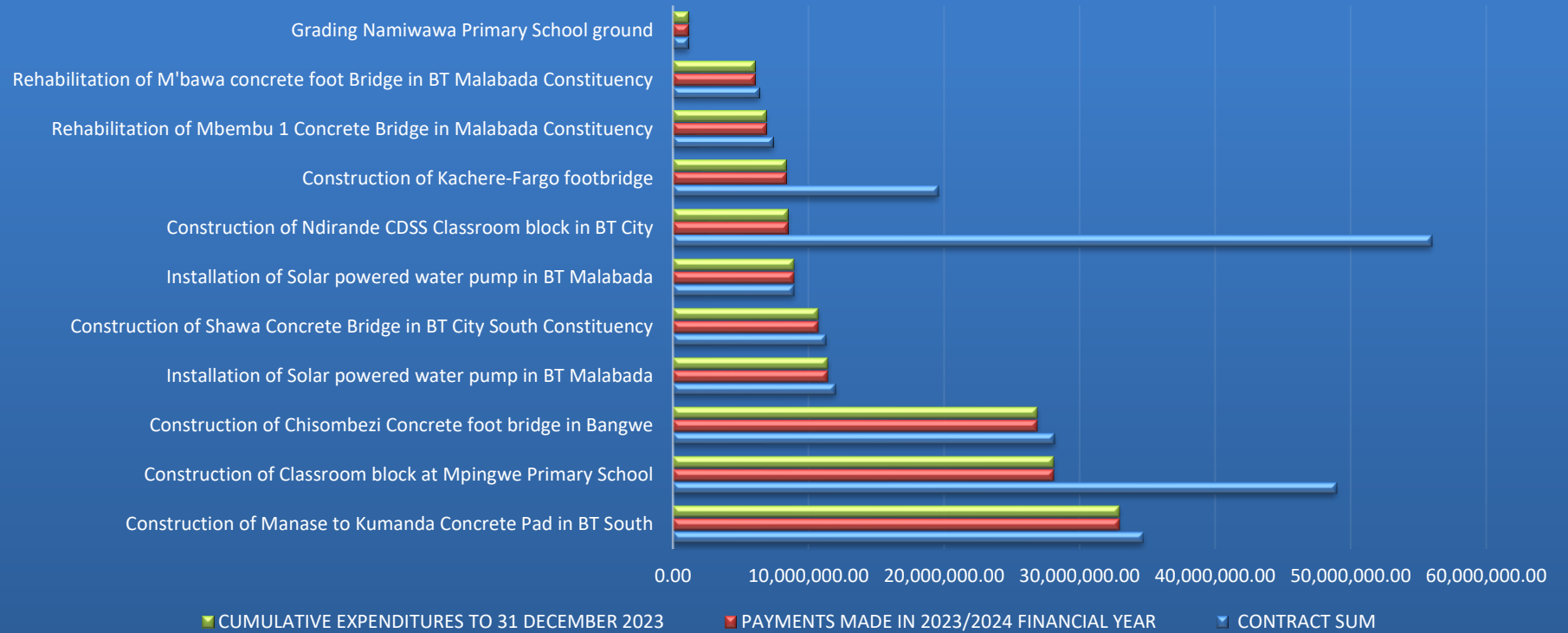


## b. CONSTITUENCY DEVELOPMENT FUNDS PROJECT

DESCRIPTION	CONTRACT SUM	PAYMENTS MADE IN 2023/2024 FINANCIAL YEAR	CUMULATIVE EXPENDITURES TO 31 DECEMBER 2023
Construction of Manase to Kumanda Concrete Pad in BT South	34,688,115.00	32,948,351.25	32,948,351.25
Construction of Classroom block at Mpingwe Primary School	48,952,053.94	28,093,225.43	28,093,225.43
Construction of Chisombezi Concrete foot bridge in Bangwe	28,178,291.88	26,895,262.53	26,895,262.53
Installation of Solar powered water pump in BT Malabada	11,997,786.94	11,426,346.25	11,426,346.25
Construction of Shawa Concrete Bridge in BT City South Constituency	11,317,003.69	10,741,952.81	10,741,952.81
Installation of Solar powered water pump in BT Malabada	8,936,340.07	8,936,340.07	8,936,340.07
Construction of Ndirande CDSS Classroom block in BT City	55,988,821.70	8,495,543.75	8,495,543.75
Construction of Kachere-Fargo footbridge	19,583,810.19	8,345,250.00	8,345,250.00
Rehabilitation of Mbembu 1 Concrete Bridge in Malabada Constituency	7,395,714.38	6,846,253.71	6,846,253.71
Rehabilitation of M'bawa concrete foot Bridge in BT Malabada Constituency	6,388,234.13	6,055,700.00	6,055,700.00
Grading Namiwawa Primary School ground	1,152,000.00	1,152,000.00	1,152,000.00
<b>TOTAL</b>	<b>234,578,171.92</b>	<b>149,936,225.80</b>	<b>149,936,225.80</b>

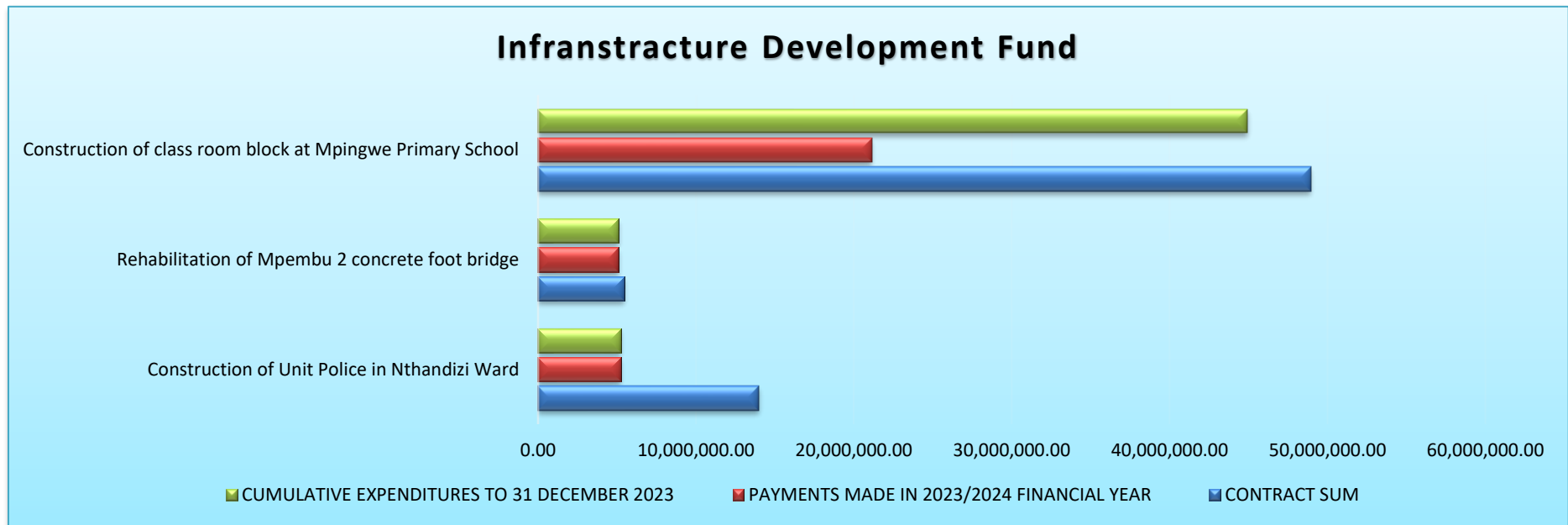


## Constituency Development Funds Project



**c. INFRASTRUCTURE DEVELOPMENT FUNDS**

DESCRIPTION	CONTRACT SUM	PAYMENTS MADE IN 2023/2024 FINANCIAL YEAR	CUMULATIVE EXPENDITURES TO 31 DECEMBER 2023
Construction of Unit Police in Nthandizi Ward	13,988,874.38	5,229,311.06	5,229,311.06
Rehabilitation of Mpembu 2 concrete foot bridge	5,469,945.00	5,115,744.00	5,115,744.00
Construction of class room block at Mpingwe Primary School	48,952,053.94	21,153,132.93	44,949,430.33
<b>TOTAL</b>	<b>68,410,873.32</b>	<b>31,498,187.99</b>	<b>55,294,485.39</b>

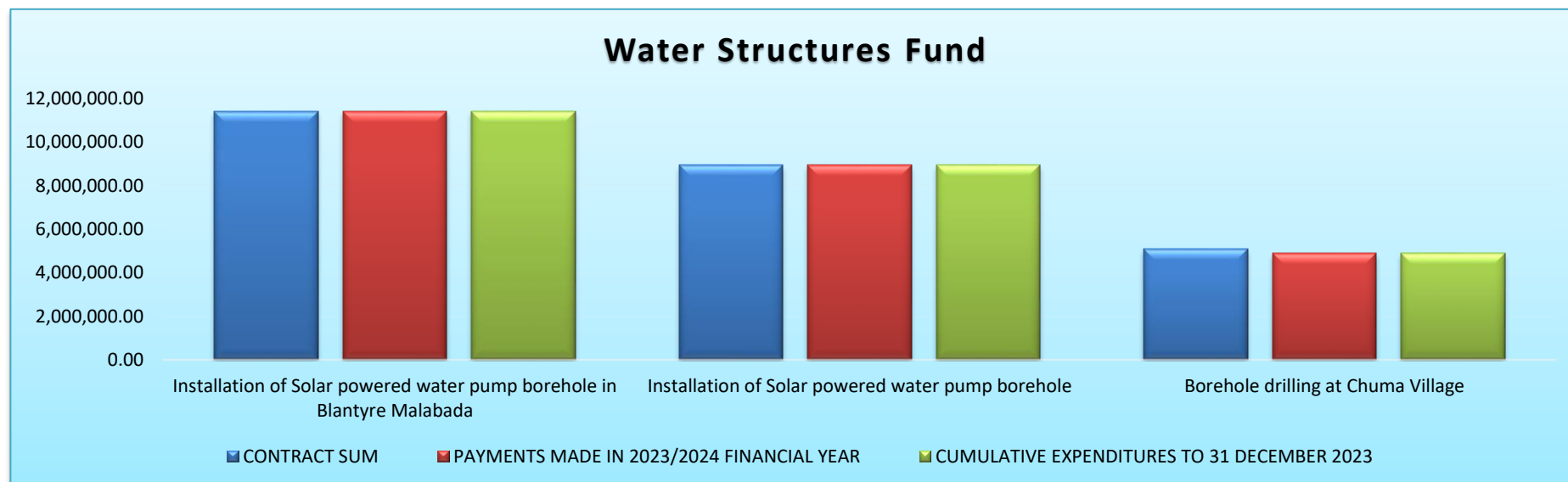


#### d. WATER STRUCTURES FUND

DESCRIPTION	CONTRACT SUM	PAYMENTS MADE IN 2023/2024 FINANCIAL YEAR	CUMULATIVE EXPENDITURES TO 31 DECEMBER 2023
Installation of Solar powered water pump borehole in Blantyre Malabada	11,426,346.25	11,426,346.25	11,426,346.25
Installation of Solar powered water pump borehole	8,936,340.07	8,936,340.07	8,936,340.07
Borehole drilling at Chuma Village	5,099,999.48	4,882,978.23	4,882,978.23
<b>TOTAL</b>	<b>25,462,685.80</b>	<b>25,245,664.55</b>	<b>25,245,664.55</b>

**NOTE:**

Cumulatively a total of K5, 865,459,303.80 was collected as at 31 December 2023 for locally generated funds from the budget of K10, 595,382,358.00. A total of K2, 105,540,149.02 was utilized directly in provision of services to the public representing 36% of LGR collections.



**F. ROLES AND RESPONSIBILITIES OF RESIDENTS IN THE IMPLEMENTATION OF THE COUNCIL BUDGET**

- Residents should be able to understand how much money flows into their Council and that the funds are being put to best use.
- Residents should use the budget information to monitor the implementation of various projects and activities undertaken by the Council while ensuring that minimum standards are being met.

**CONTACT DETAILS**

**THE CHIEF EXECUTIVE OFFICER**

**BLANTYRE CITY COUNCIL**

**P/BAG 67**

**BLANTYRE**

**TEL: 01 870 211**

**E-MAIL: [bcachief@bccmw.com](mailto:bcachief@bccmw.com)**

